



Annual Report

2022/23

**This is The Brain Charity's annual report
for April 1, 2022 to March 31, 2023.**

It has been another year of huge growth for The Brain Charity. Watch the videos below to find out how we've been able to help people affected by neurological conditions to live longer, healthier, happier lives this year.

Foreword from:


**Bill Chambers, Chair of Trustees of The Brain Charity,
Pippa Sargent, incoming CEO of The Brain Charity,
Nanette Mellor, outgoing CEO of The Brain Charity.**

This year, our income was £1.6 million – a growth of 29% on the previous year, despite the backdrop of a cost-of-living crisis.

Our expenditure this year allowed us to increase the size of our projects and contracted services - a vital step with the complex needs of our client base growing. Staff numbers also grew from 42 to 52 and the breadth of our activities increased, with more clients coming to us for mental health support, help with caring responsibilities and social activities.



Annual Report
2022/23



42 to 52 staff

Our staff team numbers has grown from 42 to 52.

“Our donations and legacies have gone up £100,000 this year.”

Nanette Mellor

“Our service users have access to a far wider range of services than we’ve ever had in the past.”

Bill Chambers

Marie's brain tumour story



*“Counselling from
The Brain Charity
was life saving and
life changing.”*

Marie

Our finances

Annual Report
2022/23



We are delighted to say our income surpassed £1.6 million for the first time this year. Donations, legacies and challenge fundraising rose by over £200,000, despite the amount the charity spent on raising funds remaining broadly the same.

We have put this additional income to use on the delivery of our services in order to better meet the needs of the people we support.

The Brain Charity also made investments in our IT infrastructure and CRM system, which will allow us to work more efficiently by capturing client data and analysing service outcomes better – future-proofing us for more growth.

Income



Total income:
£1,632,678

● Corporate sponsorship:	£431,250 ↓
● Charitable activities – projects:	£386,670 ↑
● Donations, legacies and individual fundraising:	£351,222 ↑
● Grant income:	£188,186 ↑
● Trading income:	£143,559 ↑
● Charitable activities – contracts:	£93,648 ↓
● Fundraising events:	£28,221 ↑
● Investment income:	£9,922 ↓

Expenditure



Total expenditure:
£1,627,797

● Delivering services:	£1,344,310 ↑
● Raising funds:	£193,338 ↑
● Other overheads:	£90,149 ↑

Arrows signify increase/decrease on last year's figures.

Jamie's autism story



“The Brain Charity is the most welcoming workplace I’ve been in with regard to my conditions.”

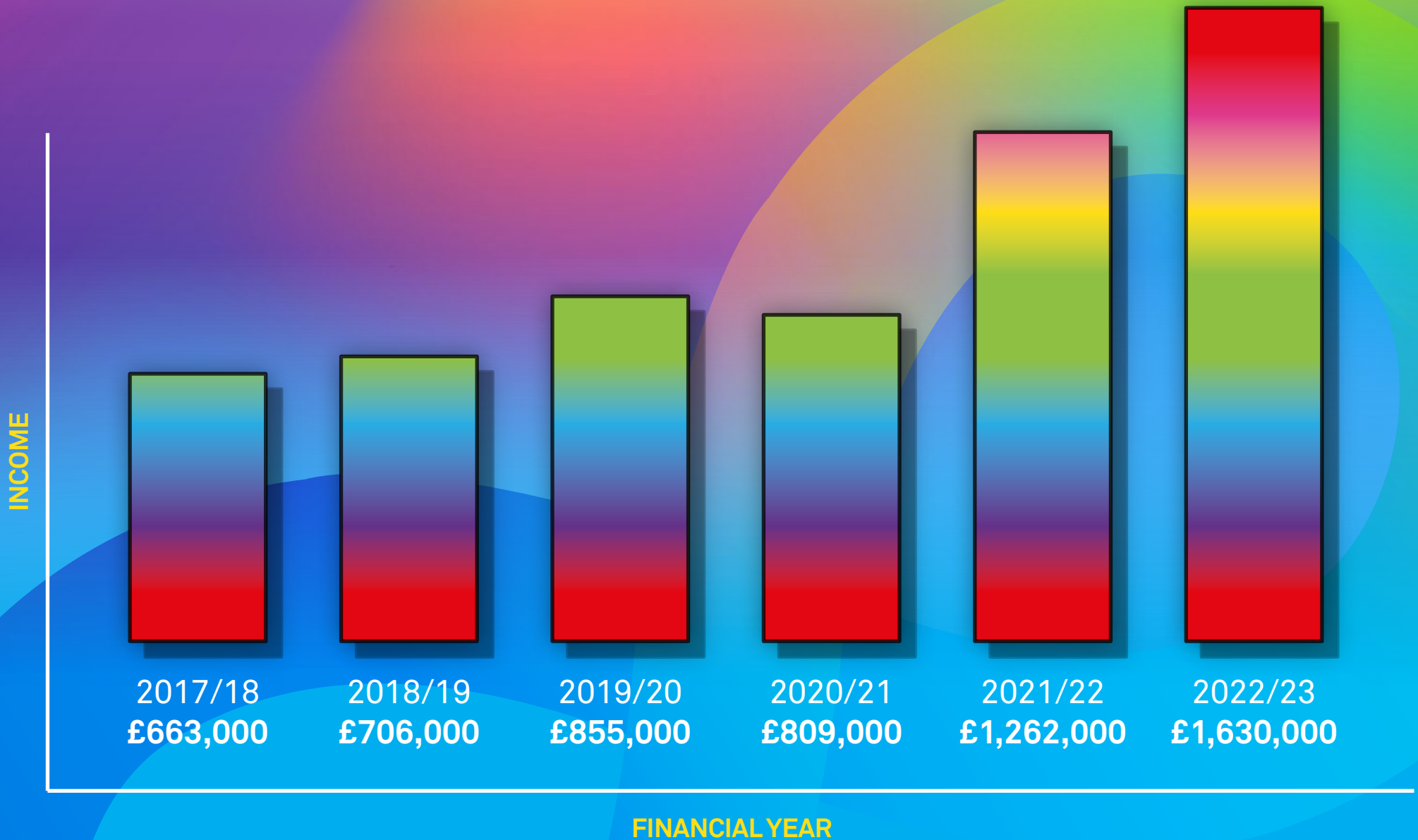
Jamie

Income trajectory - 2017 to 2023

Annual Report
2022/23



This bar chart shows The Brain Charity's income growth since 2017.



Rose's aphasia story



*"I came in to join
The Brain Charity's
choir and I was so
welcome there. They
were marvellous."*

Rose

Our year in numbers

Annual Report
2022/23



Our services

We hope these figures give examples of some of the ways our services have changed people's lives this year, and put our work into context.



8 hospitals

We now have staff based in 8 hospitals across Merseyside & Cheshire.



2,806 clients

We provided support to 2,806 clients – 85% of which were new service users



175 people

Our Carers Advocacy team helped 175 people to manage their caring responsibilities.



2,408 counselling sessions

We supported 301 clients to have 2,408 counselling sessions to boost their mental health.



3,755 hours

3,755 hours of social activities were attended at The Brain Charity's centre and online.



60 children

60 children took part in our Brain Changer Arts Project sessions. 92% of participants said they enjoyed taking part.

Our year in numbers

Our services



246 participant registrations

We have registered 246 participant registrations in our employment support projects – including helping nearly 50 into jobs, 30 into accreditations and 35 into volunteering opportunities.



739 sessions

138 care home residents living with dementia benefitted from our Music Makes Us project – with a total of 739 physiotherapy through dance and speech and language therapy through singing sessions delivered.



99% agreed

27 'Another Sign' neurodiversity in the criminal justice system sessions were delivered to 295 people across 13 different organisations. 99% of learners agreed the training was relevant, helpful and that they had learned new information.



133 clients

We helped 133 clients with employment law queries to help them stay in work or challenge discrimination.



232 coaching sessions

We provided 232 one-to-one and 10 group confidence coaching sessions – helping 127 clients improve their confidence (on a scale of 1 to 10) by an average of 4.2 points.



£3.90 for every £1 invested

The Brain Charity's Social Return on Investment (SROI) is calculated as a social value of £3.90 for every £1 invested in the charity.

Our year in numbers

Staff & volunteers



40% of staff

40% of staff are known to have a neurological condition, disability and/or are neurodivergent.



9,048 hours

We currently have 53 active volunteers, with 9,048 hours of volunteering logged.



1,578 hours of calls

A team of 48 additional volunteer befrienders made over 1,578 hours of calls to isolated people across the UK.



1,000 hours of training

Our staff took part in more than 1,000 hours of training and personal development work – including 640 hours of mandatory training.

Our year in numbers

Fundraising



29% turnover increase

Our overall turnover grew by another 29% compared to last year.



£67,352 raised

136 amazing people took part in incredible fundraising challenges for us – raising £67,352.



46% fundraising increase

Our income from donations, legacies and individual fundraising rose by 46% - despite our fundraising costs only increasing by 3%.




£567,629 total funds

The total funds raised from donations, legacies, individual fundraising, grants, trusts and fundraising events hit more than half a million for the first time, at £567,629.

Our year in numbers

Business operations



59 training sessions

We delivered 59 neurodiversity training sessions to organisations across the UK. 95% of participants agreed that after the training they felt more confident in how to support neurodivergent employees and colleagues.



£65,000 raised

Bookings of our fully accessible meeting rooms raised nearly £65,000 for the charity – after we invested £41,700 in upgrading our meeting rooms.



17,200 items

We served up 3,914 dishes from The Brain Food Café – with 17,200 items purchased in total.



£68,000 invested

We invested more than £68,000 in updating our IT equipment, phones and CRM system to future-proof us for further growth and allow our staff to work more efficiently.

Our year in numbers

Communications



511,924 page views

212,352 people accessed our website pages, with our website content receiving 511,924 page views in total.



11,642 subscribers

Our print and email mailing lists – including our newsletter The Nerve – now have 11,642 subscribers.



28,019 followers

The Brain Charity now has more than 28,000 followers on social media – on Facebook, Twitter (X), LinkedIn, Instagram, TikTok and YouTube.



827 shared their views

827 people shared their views by completing our survey into delayed and misdiagnosis of neurological conditions – informing our 'It's All In Your Head' campaign report launch.

Ste's cerebral palsy story



Didn't walk till I was eight so,

“When I came to The Brain Charity I was broken. [The charity] has given me so much back.”

Ste



Norton Street
Liverpool
L3 8LR

www.thebraincharity.org.uk

@thebraincharity



The Brain Charity is registered as a charity (No: 1114999) and a company limited by guarantee in England and Wales (No: 05741930)
Registered office: The Brain Charity, Norton Street, Liverpool, L3 8LR.